

AgileThought

Human Potential, Digitally Delivered

Global provider of digital transformation services, custom software development, and next generation technologies, reports

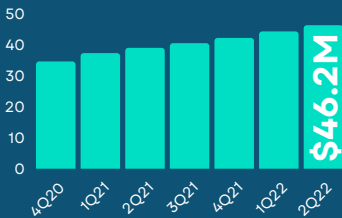
2nd Quarter 2022 results NASDAQ: AGIL

REVENUE

6 Consecutive sequential growing quarters

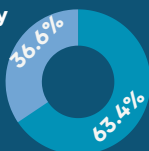
19% Year over year growth

4% Sequential growth



By Geography

United States
Latam & Others



\$79k Revenue per Billable Employee as of the LTM period ended 2Q22

CUSTOMERS

32

CLIENTS WITH OVER \$1 MILLION OF REVENUE IN THE LTM PERIOD

60.6% of 2Q22 revenues coming from **TOP 10 CUSTOMERS** decreasing from **65.5%** in 2Q21.

Fastest growing industry vertical
1 **HEALTHCARE**
Year over year revenue growth **47%**

Professional Serv

Financial Serv

Healthcare

CPG, Retail & Industrial

OTHERS

21%

27%

23%

17%

12%

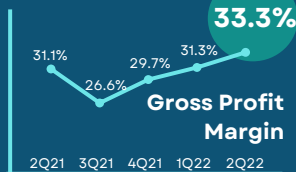
*Percentage of Revenue per Vertical

DELIVERY

2,200+ IT Professionals


7 Talent Centers

5 Countries



NEARSHORE ADVANTAGES

Large Talent Pool
Same / Similar Time Zone
Direct / Short Flights (mainly Mexico)



BALANCE SHEET

\$11.3 million in cash at the end of 2Q22 up from \$2.7 million at the end of 1Q22

41.6% reduction in Accounts Payable from March 21, 2022 to June 30, 2022

