

# AgileThought

(Re)Imagine the Future

Global pure play end-to-end digital services provider, reports

## 3rd Quarter 2022 results NASDAQ: AGIL

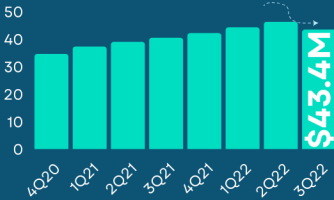
### REVENUE

**STRONG DEMAND FOR STRATEGIC DIGITAL TRANSFORMATION**

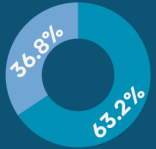

**7%** Year over year growth

**3%** Above Guidance

Gradually exiting non-core business to focus on strategic pure-play engagements



### By Geography



**\$79k** Revenue per Billable Employee as of the LTM period ended 3Q22

### CUSTOMERS

**6**

**NEW CLIENTS**  
WITH POTENTIAL TO GENERATE  
**\$10M OF REVENUE**  
PER YEAR IN THE MID TERM



**61.7%** of 3Q22 revenues coming from **TOP 10 CUSTOMERS** decreasing from **65.1%** in 3Q21.

Fastest growing industry vertical



**HEALTHCARE**  
Year over year revenue growth **50%**

Professional Serv



17%

Financial Serv



27%

Healthcare



27%

CPG, Retail & Industrial



18%

OTHERS

11%

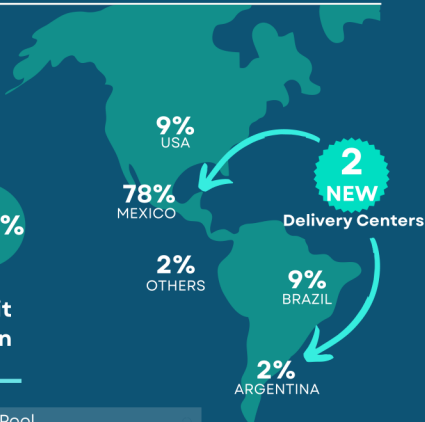
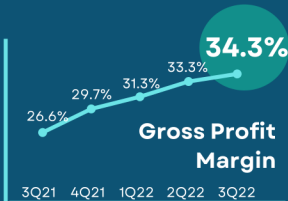
\*Percentage of Revenue per Vertical

### DELIVERY

**2,200+** IT Professionals

**5** Talent Centers

**6** Countries



### NEARSHORE ADVANTAGES

Large Talent Pool  
Same / Similar Time Zone  
Direct / Short Flights (mainly Mexico)

### BALANCE SHEET



**\$10.4 million in cash**  
at the end of 3Q22



**21% reduction**

in **Accounts Payable** from June 30, 2022 to September 30, 2022

