

AgileThought

(Re)Imagine the Future

Global pure play end-to-end digital services provider, reports

4th Quarter and Full Year 2022 results NASDAQ: AGIL

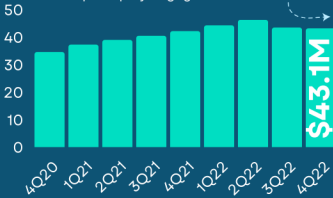
REVENUE

STRONG DEMAND FOR STRATEGIC DIGITAL TRANSFORMATION

11.5% FY2022 Growth vs 2021

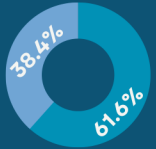

20%+ FY2022 Growth excl 2 clients from Professional Serv

Gradually exiting non-core business to focus on strategic pure-play engagements



By Geography

4Q22 Revenue



\$80.3k Revenue per Billable Employee as of the LTM period ended 4Q22

CUSTOMERS

33

LARGE CLIENTS THAT GENERATED AT LEAST \$1M OF REVENUE IN THE LAST TWELVE MONTHS

62.7% of 4Q22 revenues coming from **TOP 10 CUSTOMERS** decreasing from **64.5%** in 4Q21.

Fastest growing Verticals

- 1 HEALTHCARE 49%**
- 2 CPG RETAIL 21%**

year-over-year growth 4Q22

Professional Serv



13%

Financial Serv



26%

Healthcare



30%

CPG, Retail & Industrial



20%

OTHERS

11%

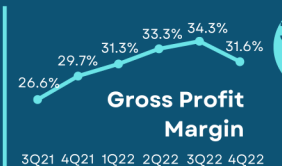
*Percentage of 4Q2022 Revenue per Vertical

DELIVERY

2,100+ IT Professionals


5 Talent Centers

5 Countries



Gross Profit Margin

32.6% Full Year 2022



NEARSHORE ADVANTAGES

Large Talent Pool
Same / Similar Time Zone
Direct / Short Flights (mainly Mexico)

BALANCE SHEET



\$8.7 million in cash at the end of Year 2022



46.1 million shares outstanding at the end of Year 2022

